

### Barcode Separator



The Barcode Separator function can recognize the barcode number on an invoice or a receipt and then lets the scanned image saved in a file or directory using the barcode number. It helps office and factory users to save time on categorizing piles of invoices or receipts.

### Remove Blank Page



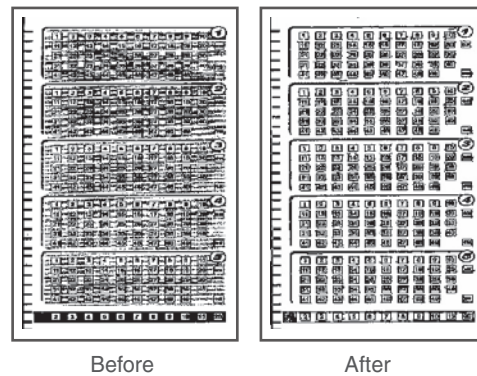
The Remove Blank Page function can remove the blank pages, helping users to avoid examining a pile of documents manually after the scanning is done. Therefore, users can scan documents in more comfortable and satisfactory ways, no matter how massive of documents are.

### Descreen



The Descreen function can eliminate the moiré patterns when you scan a screened original, such as pictures from the newspapers or magazines. Hence, users can get pristine and clear scanned images.

### Smart Threshold



The SmartThreshold function enables Microtek's scanners to define the best level of a threshold used in high-contrast and black-and-white images automatically, improving the clearance and readability of black-and-white documents.

# ArtixScanDI/ 2125c Multi-function Scanner

Document, Business Card and Plastic Card Support  
Compact, Portable, Easy-to-Use and Energy Saving



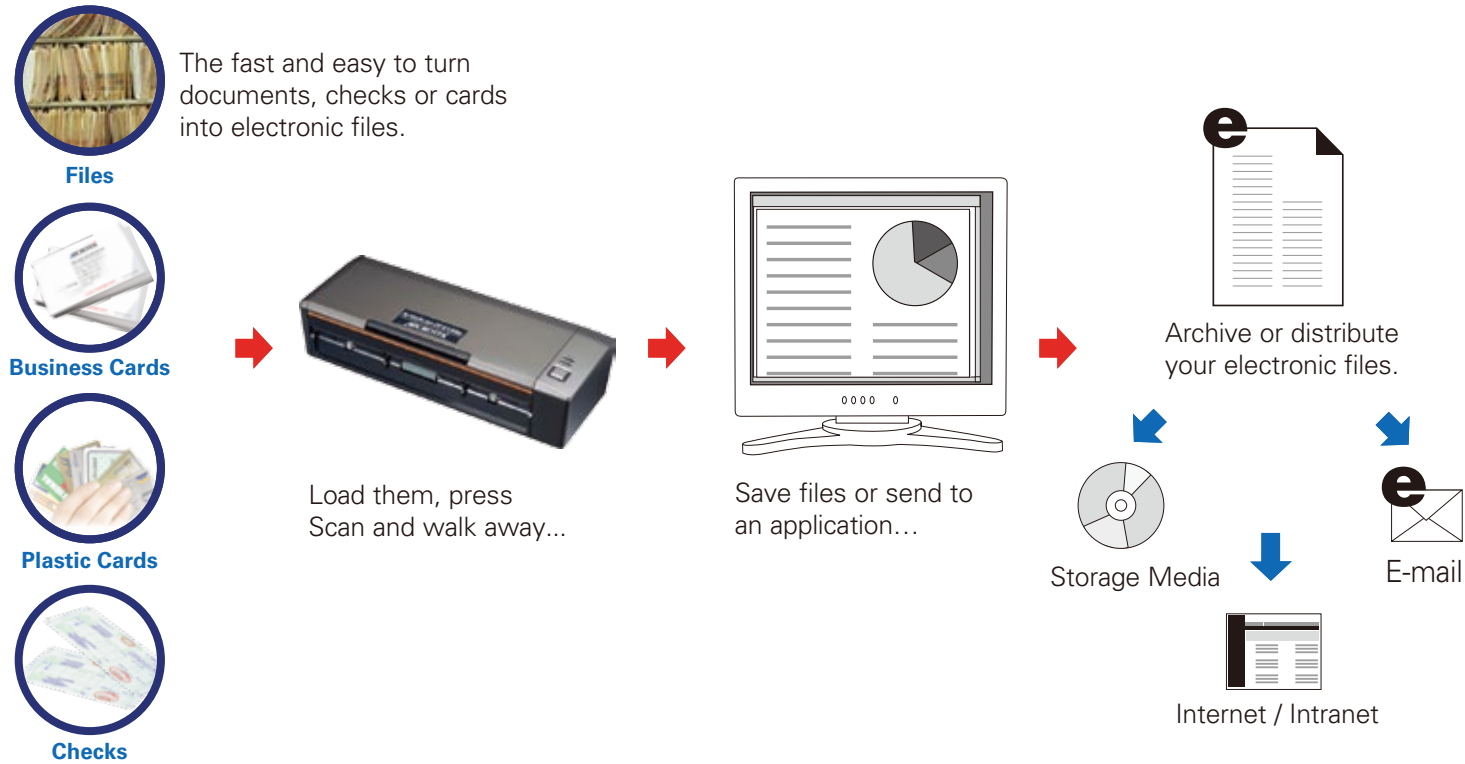
Optional Carrying Bag

OCR engine powered by **ABBYY®**  
DocWizard Standard Bundled

Superb Ability to Handle Documents in Versatile Materials

ArtixScan DI 2125c lets users easily digitize credit cards, business cards, bank statements, legal documents, insurance papers, and medical records in just seconds.

Documents, checks, or cards workflow



Smart Programmable Button

Define and use the F1 button on the ArtixScan DI 2125c as a hot key to access scanning jobs based on your own preferences.



Convenient to Carry

The compact size of the ArtixScan DI 2125c easily affords users portable and mobile opportunities for document capture on the go.



Specifications

Scanner Type	Sheetfed scanner
Image Sensor	CIS
Scanning Mode	Duplex
Resolution	600 dpi
Scanning Speed	15ppm / 30ipm for color scan 20ppm / 40ipm for black & white, gray
Scanning Area	Minimum: 3.15" x 2.05" / 80 mm x 52 mm Maximum: 8.5" x 65" / 216 mm x 1651 mm
Dimensions (L x W x H)	11.29" x 4.33" x 2.71" / 287 mm x 110 mm x 69 mm
Weight	2.64 lbs. / 1.2 kg
Environment	Operating Temperature: 41°F ~ 95°F / 10°C to 35°C Relative Humidity: 10% to 80%

System Requirements

- CD-ROM drive (for installing software)
- Color monitor with 24-bit color capability
- 512MB RAM (1GB recommended )
- PC and compatibles
  - Pentium IV PC or later with USB port
  - Windows 7 / 8 / 10

Included Software

- Microtek ScanWizard DI
- ABBYY FineReader Sprint OCR
- Microtek DocWizard
- Adobe Acrobat Reader

For more information about this product, please contact your local Microtek sales or dealers.



Scanwizard DI

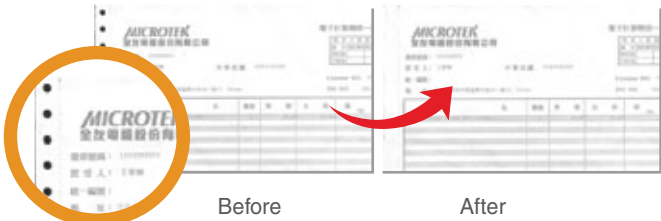
Invented and owned by Microtek, ScanWizard DI has several handy functions for users to choose. Refer to the followings for the details.

Auto Document Rotation




The Auto Document Rotation function enables the scanner to rotate each saved image into a readable direction automatically based on specified OCR language. Users do not need to rotate the document manually when scanning, saving time and energy.

Remove Punch Hole



Some businessmen do not like scanned images, such as invoices or tickets, with numerous punch holes. The exquisite Remove Punch Hole function provided by the ScanWizard DI can handle and release these concerns easily.

Auto-crop and Auto-deskew



In order to save people's vigor, the Auto-crop and Auto-deskew function enables Microtek's scanners automatically detect the size of the image and then crop the frame to fit the image. At the same time, they can also remove the unwanted black borders.

Color Dropout



In most cases, users are pursuing clearer and more accurate appearance for scanned materials. Therefore, the color dropout function can help users to remove red, green and blue colors from the original documents and hence able to improve the readability of them.